

HOW TO FIND YOUR SUSPECT'S FACEBOOK PROFILE IF THEY HAVE CHANGED THEIR USERNAME OR CONTACT DETAILS

By Detective Bill McGarry
Toronto Police Service
Sex Crimes Unit
Child Exploitation Section
2013.09.23



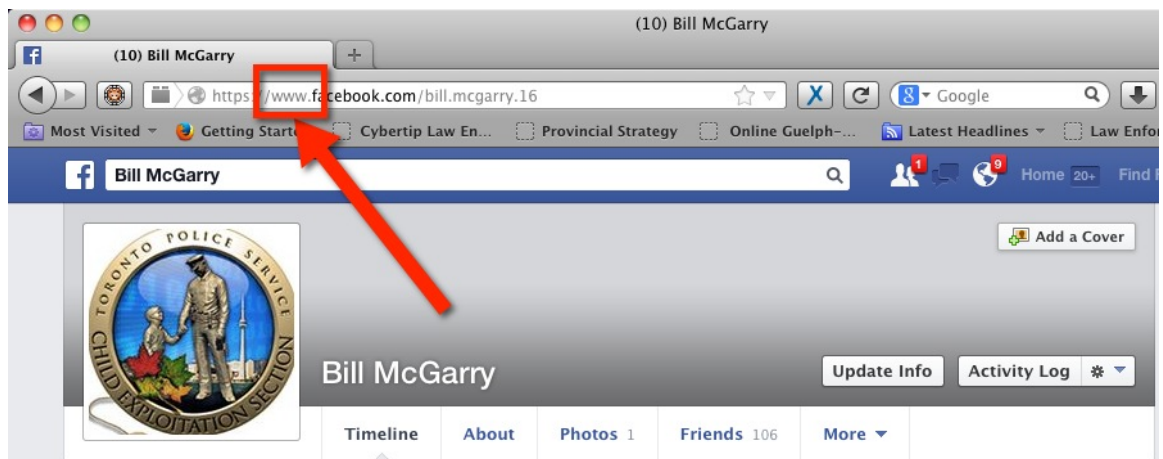
Have you ever been looking at a suspect's Facebook profile one day and not be able to find it the next day?

It could be that your suspect still has an active profile but just changed his/her name, vanity name and or/email address.

Quite often suspect's will change their contact info making it impossible for people to locate them unless they are actually on their friends list.

Here is how you can always find your suspect, assuming you have found them once already.

1. When you are on the suspect's profile page, look up to the address bar in your browser.



2. Replace the "www" with the word "graph".



3. Hit return.

4. The next page you will see is the actual profile info for this particular user which includes the suspect's Facebook ID number (remember those? They still exist). This information will not change regardless of what the suspect chooses to change their name to.



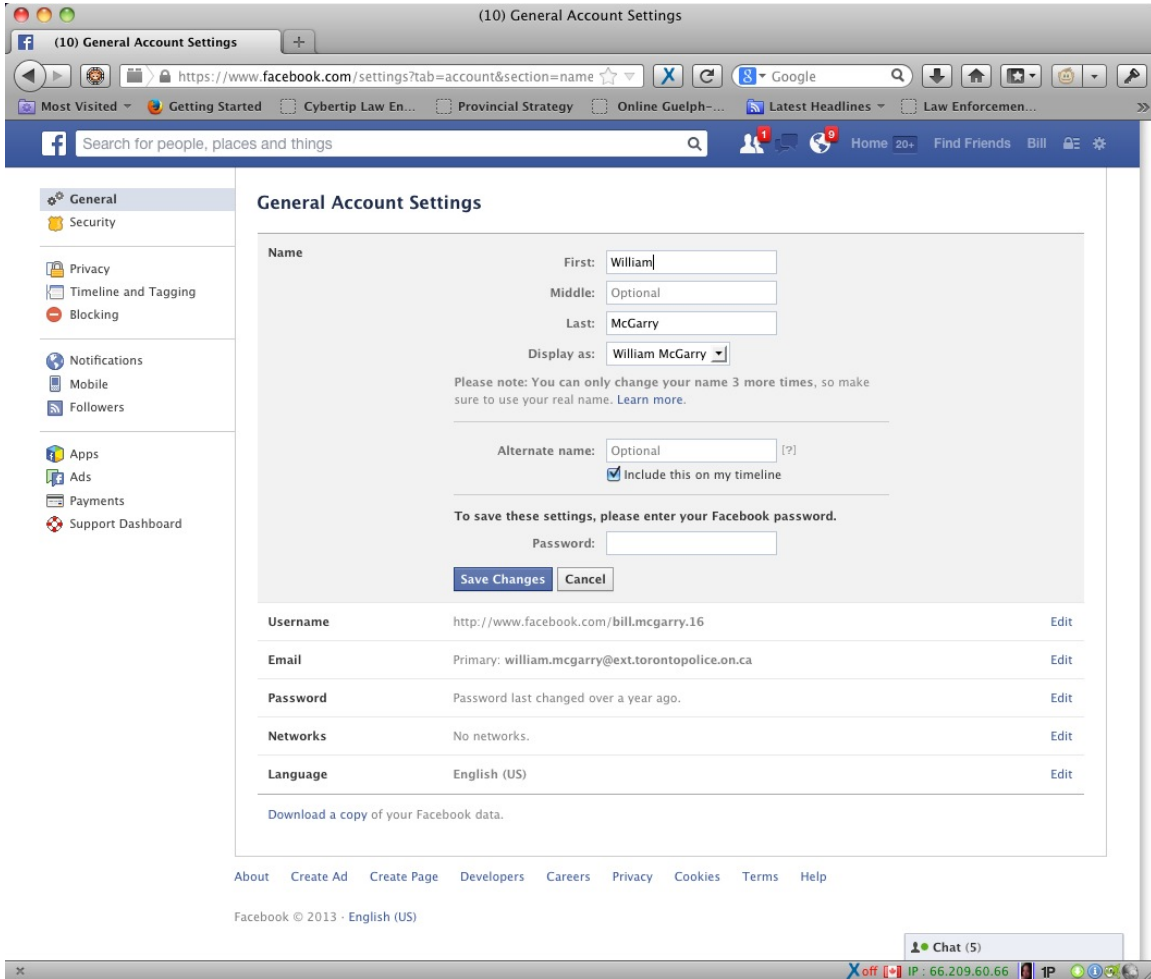
```
{  
  "id": "647366880",  
  "name": "Bill McGarry",  
  "first_name": "Bill",  
  "last_name": "McGarry",  
  "link": "http://www.facebook.com/bill.mcgarry.16",  
  "username": "bill.mcgarry.16",  
  "locale": "en_US"  
}
```

This is the target's Facebook ID. It will not change regardless of whether the suspect changes their real name or their vanity name (as long as they are using the same profile)

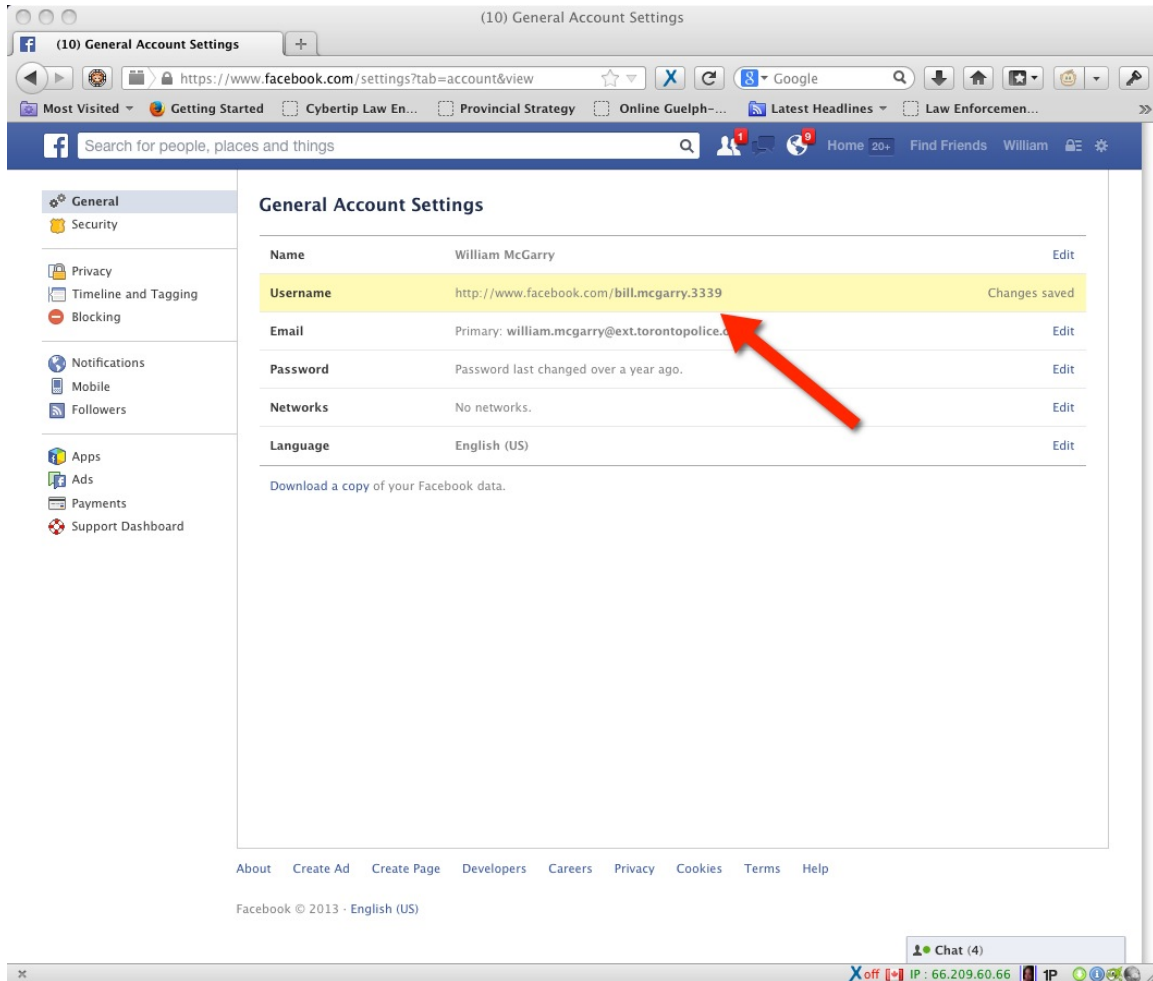
If they create a second profile, that profile will have it's own ID number

5. Capture this information and this way if you can't find your suspect in the future do a search for the Facebook ID number and you will likely be able to find your suspect under their new name. To search by a Facebook ID number it needs to be pasted into the address bar not the Facebook search bar. I will cover this in the next few steps.
6. The Facebook ID number is also useful for conducting your preservation order as you will want any profile information associated to the Facebook ID.
7. Note: This only works if the suspect is using the same profile. If they create a second profile, that profile will have its own ID number.

To prove this works, I have gone into my account settings and changed my name from Bill to William.



In addition I changed my Username from bill.mcgarry.16 to bill.mcgarry.3339

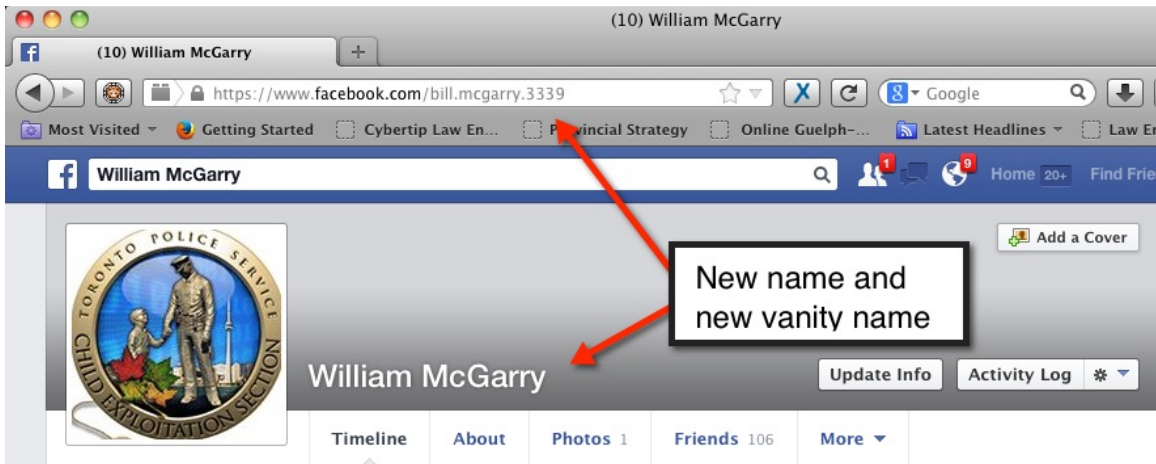


The screenshot shows the Facebook General Account Settings page. The 'Username' field is highlighted in yellow, and a red arrow points to it. The 'Email' field is also highlighted in yellow. The 'Name' field is 'William McGarry'. The 'Password' field shows 'Password last changed over a year ago.' The 'Language' field is 'English (US)'. The 'Username' field contains the URL 'http://www.facebook.com/bill.mcgarry.3339' and 'Changes saved'.

Field	Value	Action
Name	William McGarry	Edit
Username	http://www.facebook.com/bill.mcgarry.3339	Changes saved
Email	Primary: william.mcgarry@ext.torontopolice.ca	Edit
Password	Password last changed over a year ago.	Edit
Networks	No networks.	Edit
Language	English (US)	Edit

(NOTE** A user can only change the User name /vanity name only once during the lifetime of the profile as per Facebook rules)**

We can now see how my profile has changed.



Now if I go to the address bar and replace 'www' with the word 'graph' I should see my Facebook ID number.

Original Name and Vanity Name

```
{
  "id": "647366880",
  "name": "Bill McGarry",
  "first_name": "Bill",
  "last_name": "McGarry",
  "link": "http://www.facebook.com/bill.mcgarry.16",
  "username": "bill.mcgarry.16",
  "locale": "en_US"
}
```

Same ID number
But new name and vanity name

```
{
  "id": "647366880",
  "name": "William McGarry",
  "first_name": "William",
  "last_name": "McGarry",
  "link": "http://www.facebook.com/bill.mcgarry.3339",
  "username": "bill.mcgarry.3339",
  "locale": "en_US"
}
```

Now that you have recorded your suspect's Facebook ID number, if they ever change their contact info you can still find them by pasting their Facebook ID into the address bar of your browser as indicated above.